

PSR-M-B2-SDI8-SDO4-DO4-SC - Safety module



1104974

<https://www.phoenixcontact.com/us/products/1104974>

Please be informed that the data shown in this PDF document is generated from our Online Catalog. Please find the complete data in the user documentation. Our General Terms of Use for Downloads are valid.



Configurable safety module (basic module), 8 safe inputs, 4 safe outputs, 4 reset inputs or 4 signal outputs, 4 clock outputs, can be extended via TBUS, up to SIL 3, Cat. 4/PL e, plug-in screw terminal block, TBUS connector not included

Product Description

The configurable and individually scalable PSRmodular safety system is a flexible safety solution for monitoring your machine or system. The freely configurable base module is used to monitor various pieces of safety equipment such as emergency stop, safety doors, and light grids. The base module has safe inputs and outputs, as well as signal outputs and clock outputs.

Your advantages

- Cost-effective safety solution with a high level of adaptability to individual requirements
- Fast startup, thanks to easy hardware and software configuration
- Machine downtimes minimized with comprehensive, easy-to-understand diagnostics
- Flexible extension with safe inputs and outputs
- Possibility of connecting fieldbus gateways for bidirectional communication between the base module and the higher-level controller
- Narrow housing width of just 22.6 mm
- Up to Cat. 4/PL e in accordance with EN ISO 13849-1, SIL 3 in accordance with IEC 62061, SIL 3 in accordance with IEC 61508
- Suitable for elevator applications in accordance with EN 81-20

Commercial Data

Item number	1104974
Packing unit	1 pc
Minimum order quantity	1 pc
Sales Key	DN02
Product Key	DNA361
GTIN	4055626973258
Weight per Piece (including packing)	198 g
Weight per Piece (excluding packing)	159 g
Customs tariff number	85371098
Country of origin	IT

1104974

<https://www.phoenixcontact.com/us/products/1104974>

Technical Data

Product properties

Product type	Safety device
Application	Emergency stop
	Light grid
	Safety door
	Safe shutdown

Insulation characteristics

Protection class	III
------------------	-----

Times

Response time	see user manual
Restart time	min. 5 s (Boot time)
	max. 10 s (Boot time)

Electrical properties

Maximum power dissipation for nominal condition	7.1 W (with max. permissible load)
Nominal operating mode	100% operating factor
Interfaces	DIN rail TBUS for connection to the master module, not supplied as standard

Air clearances and creepage distances between the power circuits

Rated insulation voltage	250 V AC
Rated surge voltage/insulation	Basic insulation 4 kV between all current paths and housing

Supply

Designation	A1/A2
Rated control circuit supply voltage U_S	19.2 V DC ... 28.8 V DC
Rated control circuit supply voltage U_S	24 V DC -20 % / +20 % (provide external protection, typically 5 A)
Rated control supply current I_S	typ. 55 mA (Outputs inactive)
	typ. 135 mA (Outputs active, without load)
Power consumption at U_S	typ. 1.32 W (Outputs inactive)
Inrush current	< 2.3 A ($\Delta t = 1$ ms at U_S)
Filter time	typ. 5 ms (at A1 in the event of voltage dips at U_S)
Protective circuit	Serial protection against polarity reversal

Input data

Digital: IN1, IN2, IN3, IN4, IN5, IN6, IN7, IN8

Description of the input	Safety-related digital inputs
	IEC 61131-2 type 2
Number of inputs	8
Input voltage range "0" signal	0 V DC ... 5 V DC

PSR-M-B2-SDI8-SDO4-DO4-SC - Safety module



1104974

<https://www.phoenixcontact.com/us/products/1104974>

Input voltage range "1" signal	11 V DC ... 28.8 V DC
Input current range "0" signal	< 1 mA
Filter time	min. 3 ms ±2 ms (adjustable)
	max. 250 ms ±2 ms (adjustable)
	Test pulse rate ≥ 2x set filter time, min. Test pulse rate = 10 ms
Cable length	max. 100 m (per input)
Max. permissible overall conductor resistance	max. 1.2 kΩ (Input and reset circuit at U _S)
Current consumption	typ. 10 mA (typically with U _S)
	max. 12.1 mA (at a control voltage of 28.8 V DC)

Digital: Reset inputs (FBK)

Description of the input	configurable (as signal output or reset input)
	IEC 61131-2 Type 2
Number of inputs	4
Input voltage range "0" signal	0 V DC ... 5 V DC
Input voltage range "1" signal	11 V DC ... 28.8 V DC
Input current range "0" signal	< 1 mA
Filter time	250 ms ±2 ms (Test pulse rate > 500 ms)
Cable length	max. 100 m (per input)
Max. permissible overall conductor resistance	1.2 kΩ (Input and reset circuit at U _S)
Current consumption	typ. 12 mA (typically with U _S)
	max. 14.7 mA (at a control voltage of 28.8 V DC)

Output data

Digital: O1, O2, O3, O4

Output description	Safety-related digital outputs
	PNP, OSSD
	IEC 61131-2 type 0.5 (observe limiting continuous current)
Number of outputs	4
Short-circuit protection	Yes (max. permissible short-circuit current 12 A)
Leakage current	max. 250 µA
Cable length	max. 100 m (per output)
Ohmic load	min. 50 Ω (Observe limiting continuous current)
Max. capacitive load	max. 820 nF
Max. inductive load	max. 2.4 mH
Limiting continuous current	400 mA (per channel)
	1.6 A (Total current of all safe digital outputs)
Inrush current	max. 600 mA (Δt < 10 ms)
Nominal output voltage	24 V DC (Supply via A1)
Nominal output voltage range	18.5 V DC ... 28.1 V DC (U _S - 0,7 V)
Switching frequency	max. 1/4 x t _{Cycle} [Hz]
Output voltage when switched off	< 0.1 V
Test pulses	< 120 µs (Test pulse width of low test pulses)
	≥ 650 ms (Test pulse rate for low test pulse)

PSR-M-B2-SDI8-SDO4-DO4-SC - Safety module



1104974

<https://www.phoenixcontact.com/us/products/1104974>

	< 150 µs (Test pulse width, high test pulse)
	≥ 1.5 s (Test pulse rate, high test pulse)
Discharging circuit	Yes, internal

Signal: MO1, MO2, MO3, MO4

Output description	PNP, IEC 61131-2 Typ 0,1 non-safety-related, configurable (as signal output or reset input)
Number of outputs	4
Output voltage when switched off	max. 0.1 V
Voltage	24 V DC (via A1)
Maximum inrush current	1.1 A ($\Delta t = 3 \text{ s}$ at U_s)
Limiting continuous current	100 mA (per channel) 400 mA (Total current of all digital signal outputs)
Leakage current	max. 100 µA
Switching frequency	max. $1/4 \times t_{\text{Cycle}}$ [Hz]
Short-circuit protection	Yes (self-limitation at 1.1 A)
Cable length	max. 100 m (per output)

Clock: T1, T2, T3, T4

Output description	PNP, IEC 61131-2 Typ 0,1
Number of outputs	4
Voltage	24 V DC (via A1)
Output voltage when switched off	max. 0.1 V
Maximum inrush current	1.1 A ($\Delta t = 3 \text{ s}$ at U_s)
Limiting continuous current	100 mA (per channel) 400 mA (Total current of all outputs)
Leakage current	max. 100 µA
Test pulses	≤ 200 µs (Test pulse duration) Test pulse rate = $8 \times t_{\text{Cycle}}$ [ms]
Short-circuit protection	Yes (self-limitation at 1.1 A)
Cable length	max. 100 m (per output)
Max. capacitive load	max. 470 nF
Max. inductive load	max. 2.4 mH
Discharging circuit	Yes, internal

Connection data

Connection technology

pluggable	yes
-----------	-----

Conductor connection

Connection method	Screw connection
Conductor cross section rigid	0.2 mm ² ... 2.5 mm ²
Conductor cross section flexible	0.2 mm ² ... 2.5 mm ²
Conductor cross-section AWG	24 ... 12
Stripping length	7 mm

PSR-M-B2-SDI8-SDO4-DO4-SC - Safety module



1104974

<https://www.phoenixcontact.com/us/products/1104974>

Screw thread	M3
Tightening torque	0.5 Nm ... 0.6 Nm

Signaling

Status display	1 x LED (green), 1 x LED (orange), 1 x LED (blue)
	4 x LED (green, yellow, red)
	12 x LED (yellow)
Operating voltage display	1 x green LED
Error indication	2 x LED (red)

Dimensions

Width	22.61 mm
Height	112.58 mm
Depth	113.6 mm

Material specifications

Housing material	Polyamide PA non-reinforced
------------------	-----------------------------

Characteristics

Safety data

Stop category	0
---------------	---

Safety data: EN ISO 13849

Performance level (PL)	e (2-channel wiring)
	d (1-channel wiring)

Safety data: IEC 61508 - High-demand for 2-channel wiring

Equipment type	Type B
Safety Integrity Level (SIL)	3
Probability of a hazardous failure per hour (PFH _D)	1.35 x 10 ⁻⁸
Proof test interval	240 Months
Duration of use	240 Months
Integrity requirement	IEC 61508 - High-demand for 1-channel wiring
Equipment type	Type B
Safety Integrity Level (SIL)	2
Probability of a hazardous failure per hour (PFH _D)	1.35 x 10 ⁻⁸
Proof test interval	240 Months
Duration of use	240 Months

Environmental and real-life conditions

Ambient conditions

Degree of protection	IP20
Min. degree of protection of inst. location	IP54
Ambient temperature (operation)	-10 °C ... 55 °C (observe derating)
Ambient temperature (storage/transport)	-20 °C ... 85 °C

PSR-M-B2-SDI8-SDO4-DO4-SC - Safety module



1104974

<https://www.phoenixcontact.com/us/products/1104974>

Maximum altitude	≤ 2000 m (Above sea level)
Max. permissible humidity (storage/transport)	95 % (non-condensing)
Max. permissible relative humidity (operation)	95 % (non-condensing)
Shock	10g for $\Delta t = 16$ ms (continuous shock, 1000 shocks in each space direction)
Vibration (operation)	10 Hz ... 150 Hz, 2g

Approvals

CE

Identification	CE-compliant
----------------	--------------

Mounting

Mounting type	DIN rail mounting
Assembly instructions	Observe derating
Mounting position	vertical or horizontal
Connection method	Screw connection

PSR-M-B2-SDI8-SDO4-DO4-SC - Safety module

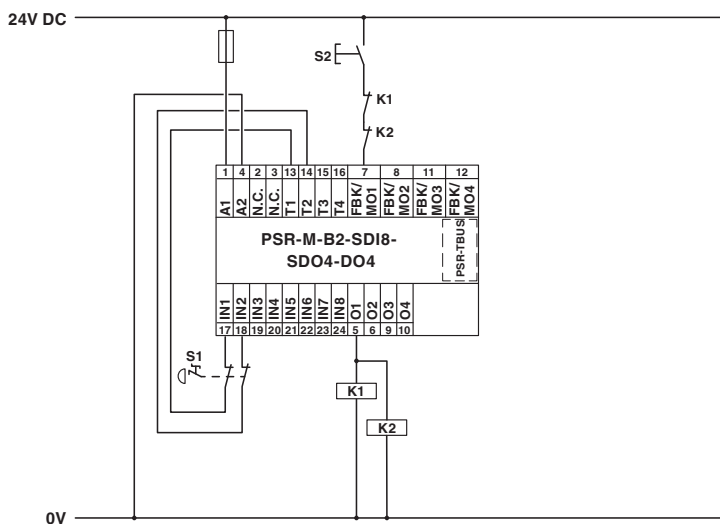


1104974

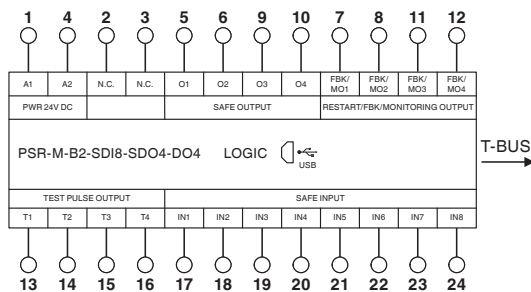
<https://www.phoenixcontact.com/us/products/1104974>

Drawings

Application drawing




Block diagram



1104974

<https://www.phoenixcontact.com/us/products/1104974>

Approvals

 To download certificates, visit the product detail page: <https://www.phoenixcontact.com/us/products/1104974>



UL Listed

Approval ID: FILE E 238705



cUL Listed

Approval ID: FILE E 238705



EAC

Approval ID: RU*-DE*B.00606/20

1104974

<https://www.phoenixcontact.com/us/products/1104974>

Classifications

ECLASS

ECLASS-11.0	27371819
ECLASS-13.0	27371819
ECLASS-12.0	27371819

ETIM

ETIM 8.0	EC001449
----------	----------

UNSPSC

UNSPSC 21.0	39122200
-------------	----------

PSR-M-B2-SDI8-SDO4-DO4-SC - Safety module



1104974

<https://www.phoenixcontact.com/us/products/1104974>

Environmental Product Compliance

China RoHS	Environmentally friendly use period: unlimited = EFUP-e
	No hazardous substances above threshold values

1104974

<https://www.phoenixcontact.com/us/products/1104974>

Accessories

CP-MSTB - Coding profile

1734634

<https://www.phoenixcontact.com/us/products/1734634>

Coding profile, is inserted into the slot on the plug or inverted header, red insulating material



CR-MSTB - Coding section

1734401

<https://www.phoenixcontact.com/us/products/1734401>

Coding section, inserted into the recess in the header or the inverted plug, red insulating material



PSR-M-B2-SDI8-SDO4-DO4-SC - Safety module




1104974

<https://www.phoenixcontact.com/us/products/1104974>

ME 22,5 TBUS 1,5/ 5-ST-3,81 YE - DIN rail bus connectors

2200244

<https://www.phoenixcontact.com/us/products/2200244>




DIN rail connector, color: yellow, nominal current: 8 A (parallel contacts), rated voltage (III/2): 125 V, number of positions: 5, pitch: 3.81 mm, mounting: DIN rail mounting, locking: without, mounting: without, type of packaging: packed in cardboard, Item with gold-plated contacts, bus connectors for connecting with electronics housings, 5 parallel contacts

ME 22,5 TBUS 1,5/ 5-ST-3,81 YE - 1PCS - DIN rail bus connectors

1225375

<https://www.phoenixcontact.com/us/products/1225375>



DIN rail connector, nominal current: 8 A (parallel contacts), rated voltage (III/2): 125 V, number of positions: 5, pitch: 3.81 mm, color: yellow, mounting: DIN rail, item with gold-plated contacts, bus connector for connecting to electronics housings, 5 parallel contacts

PSR-M-B2-SDI8-SDO4-DO4-SC - Safety module



1104974

<https://www.phoenixcontact.com/us/products/1104974>

PSR-M-MEMORY - Configuration memory

1105142

<https://www.phoenixcontact.com/us/products/1105142>



Optional memory block for the PSRmodular system for easy storage and backup of configuration data

PSR-FTB/1.5/11.5 - Filter terminal block

2904476

<https://www.phoenixcontact.com/us/products/2904476>



Terminal block for filtering test pulses from safe semiconductor outputs with adjustable filter values (1.5 μ F/11.5 μ F), as well as for EMC filtering of 24 V signals up to an amperage of 2 A.

PSR-M-B2-SDI8-SDO4-DO4-SC - Safety module



1104974

<https://www.phoenixcontact.com/us/products/1104974>

PSR-FTB/20/86 - Filter terminal block

2904477

<https://www.phoenixcontact.com/us/products/2904477>



Terminal block for filtering test pulses from safe semiconductor outputs with adjustable filter values (20 μ F/86 μ F), as well as for EMC filtering of 24 V signals up to an amperage of 2 A.

CABLE-USB/MINI-USB-3,0M - USB cable

2986135

<https://www.phoenixcontact.com/us/products/2986135>

USB connecting cable: USB plug type A to USB plug type Mini-B; length: 3 m



Phoenix Contact 2023 © - all rights reserved
<https://www.phoenixcontact.com>

Phoenix Contact USA
586 Fulling Mill Road
Middletown, PA 17057, United States
(+717) 944-1300
info@phoenixcon.com